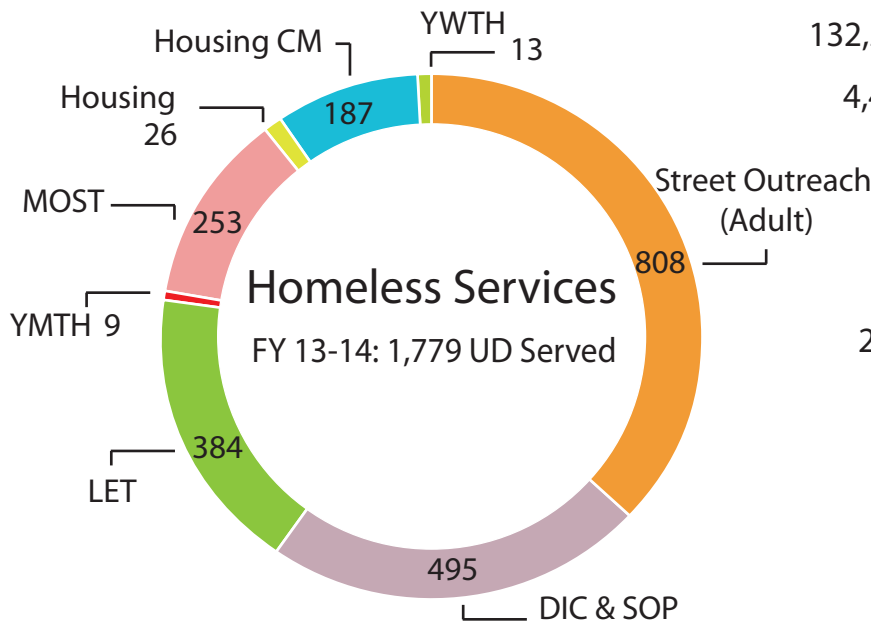


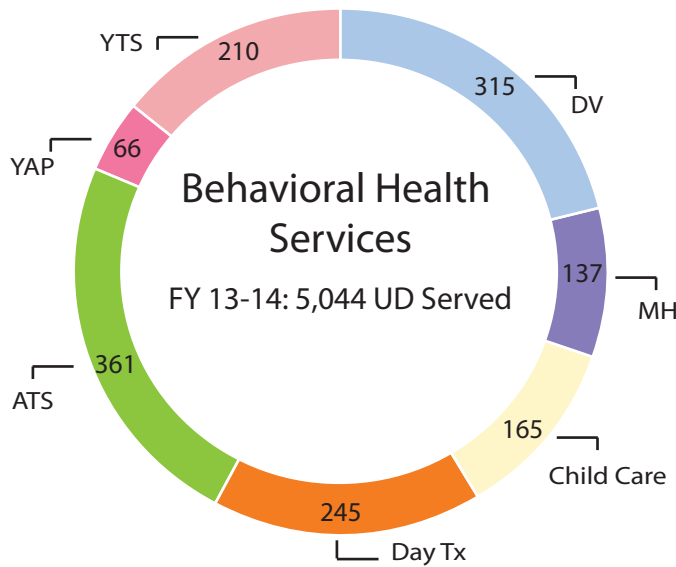
# Client Dashboard

## July 1, 2013 - June 30, 2014



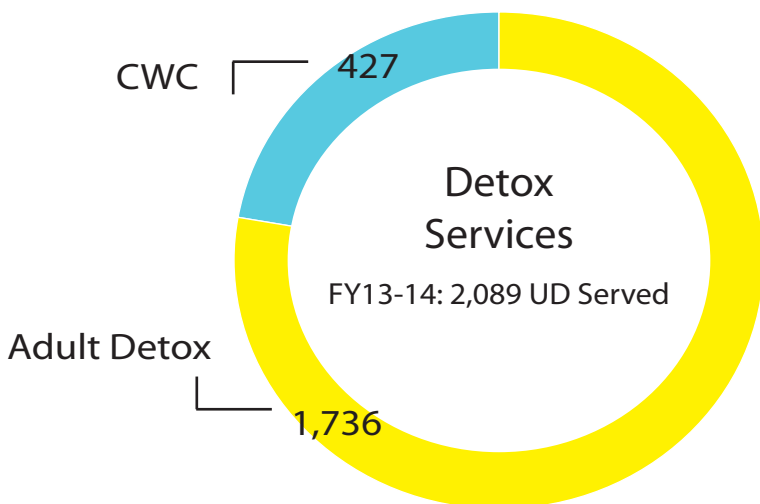
- 132,246 basic need items distributed
- 4,421 care coordination hours
- 54 youth clients newly housed
- 54 adult clients newly housed
- 384 clients served at SLC libraries
- 2,338 bed nights provided for young women and men in transitional housing

DIC & SOP - Drop-in Center and Street Outreach Program (Youth)  
 LET - Library Engagement Team  
 MOST - Medical Outreach Services Team  
 YWTH - Young Women's Transition Home  
 YMTH - Young Men's Transition Home  
 Housing CM - Housing Case Management



- 50,792 total service hours provided
- 86 unique Prime for Life clients served
- 3,364 child care hours provided
- 3,623 unique Prevention clients served
- 82% of DV clients at or below FPL

MH - Mental Health  
 DV - Domestic Violence  
 ATS - Adult Treatment Services  
 Day Tx - Day Treatment  
 YAP - Young Adult Program  
 YTS - Youth Treatment Services  
 FPL - Federal Poverty Level



- 16 unique CHSA clients served
- 13 women and 5 children served through the female HUD program
- 21,921 bed nights provided for all clients in Adult Detox and CWC
- 85% of eligible Adult Detox clients receive Early Assessments
- 31 children served at CWC

CHSA- Chronically Homeless Substance Abuse  
 CWC - Center for Women and Children